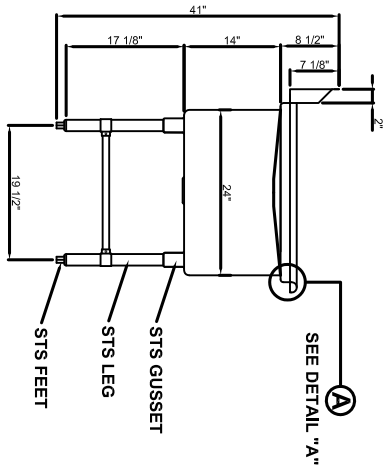
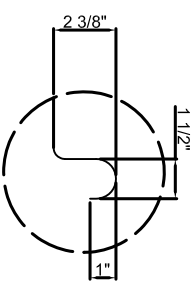


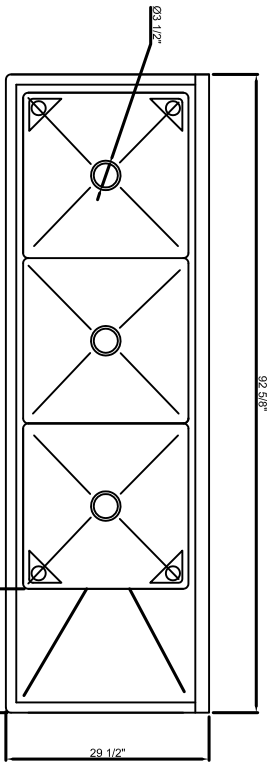
FRONT ELEVATION



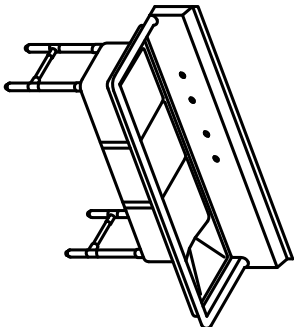
SIDE VIEW



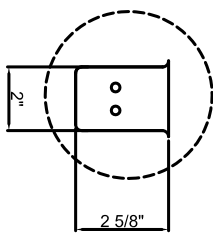
DETAIL "A"



PLAN VIEW



ISOMETRIC



DETAIL "B"

- 16 GA. STAINLESS STEEL CONSTRUCTION.
- STAINLESS GUSSET AND STAINLESS LEG AND STAINLESS FEET

DRAWIN FOR :	MAT. TOP : 16 GA. 304 S/S	DATE	REVISIONS
REF. NO :	REQ/D/ITEM :		
ITEM NAME : Sink	DATE : Oct/ 04/ 2010		
PROD . NO. : EIT-3-DR	BY :		
SCALE: 1/2" =1'-0"	CHECKED BY :		

**KLINGER'S
TRADING**